

Scheme Title

Mathematics and the Paralympics

Resources Booklet

Definition of groupings for those taking part in Paralympic Sports

Category Description

Wheelchair athletes

TS1 to TS4 Wheelchair athletes with conditions such as spinal chord injuries, amputations and nerve lesions

T32 to T34 Wheelchair Athletes with cerebral palsy, traumatic brain injuries or stroke

Ambulant athletes (ability to walk)

T11 to T13 Athletes who are visually impaired

T35 to T38 Athletes with cerebral palsy, traumatic brain injuries or stroke

T42 to T46 Athletes with conditions such as spinal chord injuries, amputations and nerve lesions



Number of medals in Paralympic Games for five major sporting countries

	1988	1992	1996	2000	2004
China	43	25	39	73	141
United States	268	175	157	109	88
Great Britain	179	127	122	131	94
Australia	94	76	106	149	100
Japan	45	30	36	41	52

Equivalent number of medals in The Olympic Games for the same five countries

	1988	1992	1996	2000	2004
China	28	54	50	59	63
United States	94	108	101	94	102
Great Britain	24	20	15	28	30
Australia	14	27	41	58	49
Japan	14	22	14	18	37



Data Section

Athens 2004

T13

1st
Round

Heat 1

Rank	Athlete(s)		Result
1	Andrade, Andre	BRA	11.06
2	Meyer, Nathan	RSA	11.22
3	Fartunau, Ihar	BLR	11.42
4	Gornak, Yuriy	AZE	11.59
5	Pallier, Ronan	FRA	11.63
6	Xu, Xiaocheng	CHN	11.66
7	Al Rashidi, Omar	KSA	11.73

Heat 2

Rank	Athlete(s)		Result
1	Mitchell, Royal	USA	11.05
2	Bustamante, Irving	CUB	11.14
3	Galinski, Kordian	POL	11.26

T46

1st Round

Heat 1

Rank	Athlete(s)		Result
1	Mujaji, Elliot	ZIM	11.02
2	Souza, Antonio	BRA	11.04
3	Barc, Sebastien	FRA	11.2
4	Gaggi, Stefan	AUT	11.6
5	Ndong, Ousmane	SEN	12.13
6	Hussain, Munawar	PAK	12.26
7	Matthews, Tim	AUS	16.44

Heat 2

Rank	Athlete(s)		Result
1	Ornem, Serge	FRA	11.1
2	Francis, Heath	AUS	11.21
3	Polishuk, Aleksandr	AZE	11.5

4	Protos, Ioannis	GRE	11.31	4	Popov, Mikhail	RUS	11.57
5	Manganaro, Aldo	ITA	11.32	5	Reed, Raphew	USA	11.8
6	Ntutu, Jonathan	RSA	11.34	6	Muhammad, Shafique	PAK	12.54
7	Muhammad, Shahzad	PAK	12.77	7	Barry, Ahmed	GUI	13
					Tekle, Kiros	ETH	dnf

Final Round Rank	Athlete(s)		Result	Final Round Rank	Athlete(s)		Result
1	Mitchell, Royal	USA	10.98	1	Mujaji, Elliot	ZIM	11
2	Andrade, Andre	BRA	11.06	2	Francis, Heath	AUS	11.09
3	Bustamante, Irving	CUB	11.24	3	Barc, Sebastien	FRA	11.13
4	Galinski, Kordian	POL	11.3	4	Ornem, Serge	FRA	11.15
5	Meyer, Nathan	RSA	11.34	5	Gaggl, Stefan	AUT	11.43
6	Protos, Ioannis	GRE	11.35	6	Popov, Mikhail	RUS	11.64
7	Manganaro, Aldo	ITA	11.39		Souza, Antonio	BRA	dnf
	Fartunau, Ihar	BLR	dnf		Polishuk, Aleksandr	AZE	dnf

Sydney 2000

T13

Semifinal

Heat 1

Rank	Athlete(s)		Result
1	Liebenberg, Riaan	RSA	11.41
2	Galinski, Kordian	POL	11.41
3	Blair, Trent	USA	11.52
4	Hattingh, Israel	RSA	11.58
5	Santana, Ricardo	VEN	11.62
6	van Raefelghem, Kurt	BEL	11.71
7	Alves, Jose	POR	11.85
8	Al Rashidi, Omar	KSA	11.92

Heat 2

Rank	Athlete(s)		Result
1	Meyer, Nathan	RSA	11.23
2	Andrade, Andre	BRA	11.39
3	Manganaro, Aldo	ITA	11.39

T46

Semifinal

Heat 1

Rank	Athlete(s)		Result
1	Barc, Sebastien	FRA	11.16
2	Guo, Dongfang	CHN	11.18
3	Francis, Heath	AUS	11.52
4	Lansihma, Vitalis	NGR	11.58
5	Sverrisson, Geir	ISL	11.58
6	Roos, David	RSA	11.62
7	Boonmanee, Suppachai	THA	11.84
8	Milare, Ronald	KEN	11.93

Heat 2

Rank	Athlete(s)		Result
1	Matthews, Tim	AUS	11.12
2	Liang, Haichen	CHN	11.21
3	Badenhorst, Pieter	RSA	11.42

4	Batsian, Aliaksandr	BLR	11.46
5	Hoshino, Tadashi	JPN	11.53
6	Lizbovskis, Armands	LAT	11.58
7	Cepeda, Enrique	CUB	11.67
8	Mitchell, Royal	USA	11.81

4	Souza, Antonio	BRA	11.6
5	Ornem, Serge	FRA	11.72
6	Carrasco, Joaquin	ESP	12.56
7	Kadarisman, Aris	INA	13.07

Heat 3

Rank	Athlete(s)		Result
1	Mujaji, Elliot	ZIM	11.15
2	Felser, Klaus	AUT	11.18
3	Zhang, Hongwei	CHN	11.34
4	Obidiegwu, Emeka	NGR	11.41
5	Dunn, Graham	GBR	11.83
6	Faatamala, Mose	SAM	12.41
7	Makoanyane, Levy Moshoeshoe	LES	12.76
8	Louw, Niel	RSA	13.05

Final Round Rank	Athlete(s)		Result
1	Meyer, Nathan	RSA	11.36

Final Round Rank	Athlete(s)		Result
1	Mujaji, Elliot	ZIM	11.13



NASUWT
The Teachers' Union

abilityvsability scheme of work

2	Andrade, Andre	BRA	11.39	2	Liang, Haichen	CHN	11.14
3	Manganaro, Aldo	ITA	11.46	3	Matthews, Tim	AUS	11.15
4	Galinski, Kordian	POL	11.47	4	Guo, Dongfang	CHN	11.18
5	Batsian, Aliaksandr	BLR	11.55	5	Barc, Sebastien	FRA	11.27
6	Liebenberg, Riaan	RSA	11.6	6	Felser, Klaus	AUT	11.44
7	Blair, Trent	USA	11.6	7	Zhang, Hongwei	CHN	11.62
8	Hoshino, Tadashi	JPN	11.68	8	Obidiegwu, Emeka	NGR	11.64

Atlanta 1996

t13

Semifinal

Heat 1

Rank	Athlete(s)		Result
1	Manganaro, Aldo	ITA	10.89
2	Frometa, Perez	CUB	11.64
3	Goodman, David	AUS	11.65
4	Lizbovskis, Armands	LAT	11.74
5	Delaney, Michael	IRL	11.87
	Boudjeltia, Youcef	ALG	

Heat 2

Rank	Athlete(s)	Result
------	------------	--------

t46

Semifinal

Heat 1

Rank	Athlete(s)		Result
1	Ajibola, Adeoye	NGR	11.16
2	Badenhorst, Pieter	RSA	11.68
3	Kenzi, Yogev	ISR	11.77
4	Fernandez, Jose	ESP	12.1
5	Ludzkowski, Andrzej	POL	12.35
6	Santosh, Kudalkar	IND	12.61
7	Pathirana, Kalika	SRI	12.77

Heat 2

Rank	Athlete(s)	Result
------	------------	--------

1	Caballero, Enrique	CUB	11.28	1	Sverrisson, Geir	ISL	11.21
2	Jimenez, Robert	DOM	11.33	2	Reiger, Sven	AUT	11.33
3	Fartunau, Ihar	BLR	11.36	3	Matthews, Tim	AUS	11.49
4	Yano, Shigeki	JPN	11.42	4	Pickup, John	GBR	11.87
5	Court, Leroi	AUS	11.43	5	Kartachov, Serguei	RUS	12.81
6	Lewis, Arthur	USA	11.46		Verevou, Joseva	FIJ	

Heat 3

Rank	Athlete(s)		Result
1	Felser, Klaus	AUT	11.47
2	Louw, Daniel	RSA	11.59
3	Waake, Yoshiyuki	JPN	11.71
4	Alvarez, Ruben	ESP	11.82
5	Janovskis, Janis	LAT	12.25
6	Danylov, Andriy	UKR	13.8

Final
Round

Final
Round

Rank	Athlete(s)		Result	Rank	Athlete(s)		Result
1	Manganaro, Aldo	ITA	11.01	1	Ajibola, Adeoye	NGR	11.11
2	Caballero, Enrique	CUB	11.38	2	Sverrisson, Geir	ISL	11.23
3	Court, Leroi	AUS	11.48	3	Felser, Klaus	AUT	11.28
4	Fartunau, Ihar	BLR	11.52	4	Reiger, Sven	AUT	11.29
5	Yano, Shigeki	JPN	11.63	5	Louw, Daniel	RSA	11.4
6	Goodman, David	AUS	11.91	6	Matthews, Tim	AUS	11.65
7	Frometa, Perez	CUB	11.93	7	Badenhorst, Pieter	RSA	11.65
	Jimenez, Robert	DOM	dns	8	Waake, Yoshiyuki	JPN	11.91

t13

Semifinal

Heat 1

Rank	Athlete(s)		Result
1	Mehlmann, Uwe	GER	11.41
2	Lewis, Arthur	USA	11.55
3	Manganaro, Aldo	ITA	11.56
4	Mehlmann, Olaf	GER	12.05
5	Delesalle, Jason	CAN	12.07
6	Keane, Michael	IRL	12.79

Heat 2

Rank	Athlete(s)		Result
1	Cepeda, Enrique	CUB	11.63
2	Della, Eugene	CAN	11.82
3	Goodman, David	AUS	11.99
4	van Raefelghem, Kurt	BEL	12.03
5	Reynolds, Brinley	GBR	12.11

t46

Semifinal

Heat 1

Rank	Athlete(s)		Result
1	Coultas, Nigel	GBR	11.5
2	Sverrisson, Geir	ISL	11.63
3	Butler, Allan	AUS	11.93
4	Cano, Santiago	ESP	12.02
5	Niosi, Maurizio	ITA	12.43
6	Lee, Kyung Og	KOR	12.76
	Ajibola, Adeoye	NGR	dns
	Banerjee, Ramnath	IND	dns
	Ataei, Ghalandar	IRI	dns

Heat 2

Rank	Athlete(s)		Result
1	Louw, Neil	RSA	11.67
2	Nugent, Rodney	AUS	11.91

Final Round Rank	Athlete(s)		Result				
	Lizbovskis, Armands	LAT		dns	3	Hirnbock, Gunther	AUT 11.95
					4	Carrasco, Joaquin	ESP 11.96
					5	Kadhim, Ali	IRQ 12.14
					6	Bohl, Florian	GER 12.86
1	Manganaro, Aldo	ITA	11.31		7	Mangat, Manveer	IND 12.88
2	Mehlmann, Uwe	GER	11.35		8	Kimanzi, Vincent	KEN 13.01
3	Cepeda, Enrique	CUB	11.51		9	El-Bokri, Kais	TUN 13.56
4	Lewis, Arthur	USA	11.51				
5	Goodman, David	AUS	11.83				
6	Reynolds, Brinley	GBR	12.02				
7	van Raefelghem, Kurt	BEL	12.02				
8	Mehlmann, Olaf	GER	12.13				

Final Round

Rank	Athlete(s)		Result
1	Ajibola, Adeoye	NGR	10.72
2	Coultas, Nigel	GBR	11.43
3	Sverrisson, Geir	ISL	11.47
4	Louw, Neil	RSA	11.58
5	Butler, Allan	AUS	11.77
6	Nugent, Rodney	AUS	11.78
7	Hirnbock, Gunther	AUT	11.93



ParalympicsGB

NASUWT
The Teachers' Union

abilityvsability scheme of work

8	Cano, Santiago	ESP	12.06
9	Carrasco, Joaquin	ESP	12.17
10	Ataei, Ghalandar	IRI	12.27

1992

Men's 100m Final

- 1 Linford Christie (GBR) 9.96secs
- 2 Frankie Fredericks (NAM) 10.02secs
- 3 Dennis Mitchell (USA) 10.04secs

2000

Men's 100m Final

- 1 M Greene (USA) 9.87secs
 - 2 A Boldon (Tri) 9.99
 - 3 O Thompson (Bar) 10.04
 - 4 D Chambers (Gbr) 10.08
 - 5 J Drummond (USA) 10.09
 - 6 D Campbell (Gbr) 10.13
 - 7 K Collins (KNA) 10.17
- Dnf: A Zakari (GHA)

Men's 100m Semi-finals Heat 2

- 1 M Greene (USA) 10.06secs
- 2 J Drummond (USA) 10.10
- 3 A Boldon (Tri) 10.13
- 4 A Zakari (Gha) 10.16
- 5 M Shirvington (Aus) 10.26
- 6 A Deji (Ngr) 10.32

1996

Men's 100m Final

- 1 Donovan Bailey (CAN) 9.84sec
- 2 Frankie Fredericks (NAM) 9.89secs
- 3 Ato Boldon (T&T) 9.90secs

2004

Men's 100m - Final

1. Justin Gatlin (USA) 9.85s
- Personal Best**
2. Francis Obikwelu (Por) 9.86s
- Area Record**
3. Maurice Greene (USA) 9.87s
- Season Best**
4. Shawn Crawford (USA) 9.89s
 5. Asafa Powell (Jam) 9.94s
 6. Kim Collins (Skn) 10.00s
- Best**
7. Obadele Thompson (Bar) 10.10s
- Aziz Zakari (Gha) Did not finish

Men's 100m - Semifinal summary

Heat 1

1. Shawn Crawford (USA) 10.07s - Q
2. Justin Gatlin (USA) 10.09s - Q
3. Aziz Zakari (Gha) 10.11s - Q
4. Obadele Thompson (Bar) 10.22s - Q
5. Mark Lewis-Francis (Gbr) 10.28s



7 S Emmanuel (Ngr) 10.45

8 B Surin (Can) 50.94

Men's 100m Semi-finals Heat 1

1 D Chambers (Gbr) 10.14secs

2 O Thompson (Bar) 10.15

3 D Campbell (Gbr) 10.19

4 K Collins (Skn) 10.20

5 L Myles-Mills (Gha) 10.25

6 C Johnson (USA) 10.27

7 K Ito (Jpn) 10.39

8 L Frater (Jam) 10.46

6. Michael Frater (Jam) 10.29s

7. Ronald Pognon (Fra) 10.32s

8. Uchenna Emedolu (Nig) 10.35s

Heat 2

1. Asafa Powell (Jam) 9.95s - Q

2. Francis Obikwelu (Por) 9.97s - Q

3. Maurice Greene (USA) 9.97s - Q

4. Kim Collins (Skn) 10.02s - Q

Season Best

5. Jason Gardener (Gbr) 10.12s














Season Best

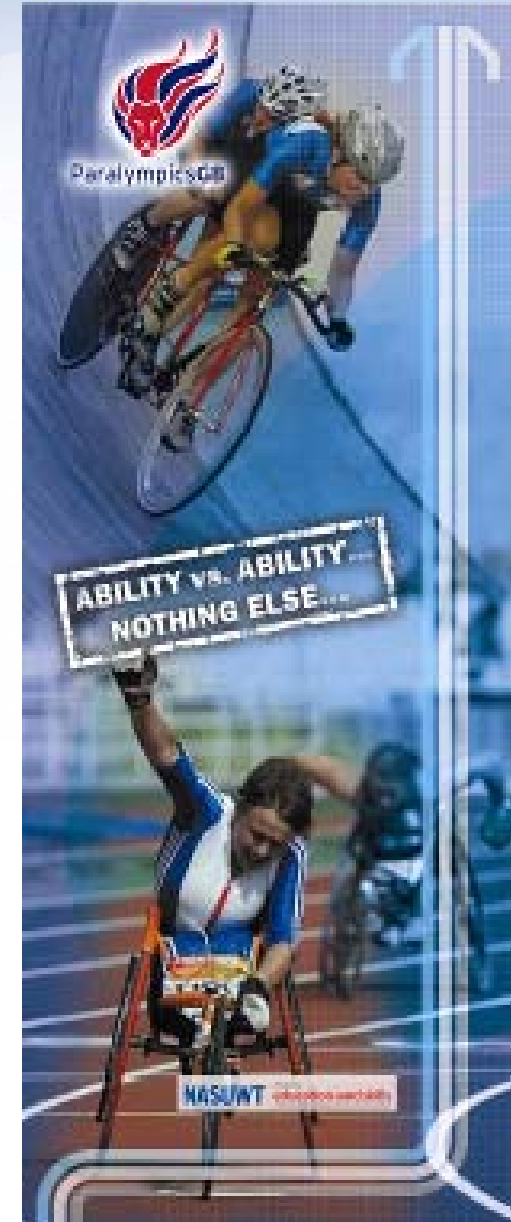
6. Leonard Myles-Mills (Gha) 10.22s






7. Dwight Thomas (Jam) 10.28s

8. Vicente de Lima (Bra) 10.28s

World Record Progression

	Asafa Powell	9.74	09/09/2007	Rieti	
	Asafa Powell	9.77	18/08/2006	Zurich	Equalled World Record
	Asafa Powell	9.77	11/06/2006	Gateshead	Equalled World Record
	Justin Gatlin	9.77	12/05/2006	Doha	Equalled World Record
	Asafa Powell	9.77	14/06/2005	Athens	
	Maurice Greene	9.79	16/06/1999	Athens	
	Donovan Bailey	9.84	29/07/1996	Atlanta	
	Leroy Burrell	9.85	06/07/1994	Lausanne	
	Carl Lewis	9.86	25/08/1991	Tokyo	
	Leroy Burrell	9.9	14/06/1991	New York	
	Carl Lewis	9.92	24/09/1988	Seoul	
	Carl Lewis	9.93	17/08/1988	Zurich	Equalled World Record
	Carl Lewis	9.93	30/08/1987	Rome	Equalled World Record
	Calvin Smith	9.93	03/07/1983	Colorado Springs	Event took place at Altitude



	James Hines	9.95	14/10/1968	Mexico	Event took place at altitude
	Charles Greene	10.02	13/10/1968	Mexico	Event took place at altitude
	James Hines	10.03	20/06/1968	Sacramento	
	Robert Hayes	10.06	15/10/1964	Tokyo	
	Armin Hary	10.25	21/06/1960	Zurich	